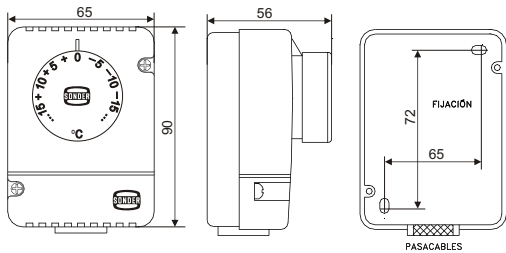
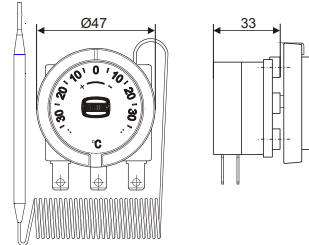


# REFRIGERATION THERMOSTATS

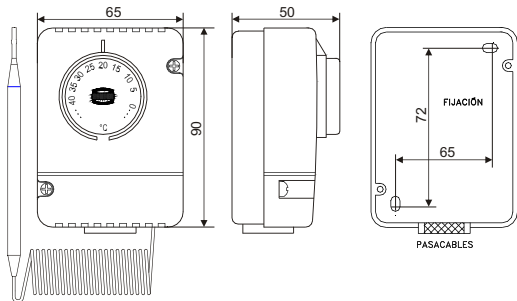
## ROOM THERMOSTAT WITH BOX FR 94



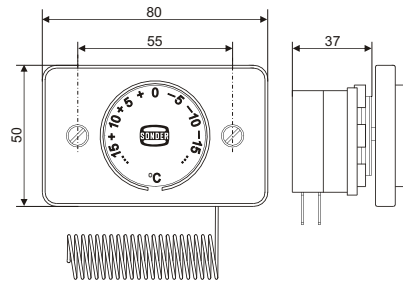
## EMBEDDABLE CAPILLARY TYPE FR 97, LR 98, L 98, LR 101, L 101



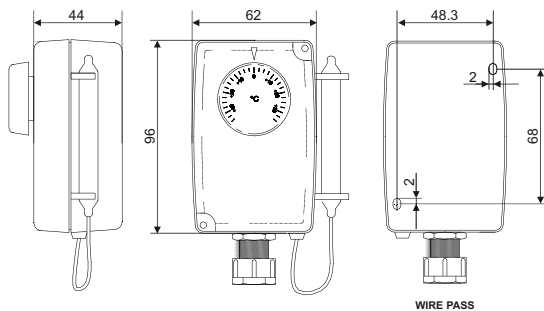
## ROOM THERMOSTAT WITH BOX FR 95, LR 96, L 96, LR 102, L 102



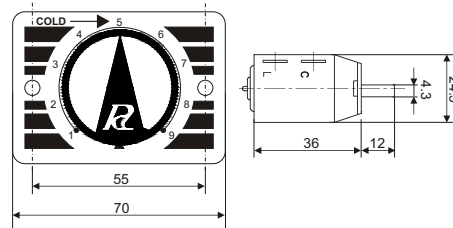
## EMBEDDABLE CAPILLARY TYPE FR 202, FR 204,



## ROOM THERMOSTAT WITH BOX FA 94



## EMBEDDABLE CAPILLARY TYPE PFN 111A, PFN 111E, PFN 111F



## GUARANTEE CONDITIONS

This equipment has a 2 years guarantee, which means it only replaces the faulty part.

We do not take any responsibility for deteriorated equipment, which are a result of bad handling.

The guarantee does not include:

- Equipment with deteriorated, worn or modified serial number.
- Equipment whose connection or use has not been carried out in accordance with the indications attached to equipment.
- Equipment modified without prior agreement from manufacturer.
- Equipment whose deterioration is due to bangs or emanations of liquids or gases.

### VERY IMPORTANT!

It is installer's responsibility to fit electrical protection suitable for the installation (STANDARDIZED).

Device designed for use in non-polluted environments.

Independently mounted control device for surface mounting and connection to fixed wiring.

We reserve the right to make modifications without prior notice.

## Sonder Regulación, S.A.

Avda. La Llana, 93

08191 RUBÍ

(Barcelona) Spain

www.sonder-regulacion.com



25693. ING. V3-03/05

# FA, FR, L, LR Y PFN SERIES

## APPLICATIONS

Applications in all types of commercial refrigeration equipment, display cabinets, beverage and bottle coolers, ice cream machines.

Maximum temperature of transport and storage: 50°C

FR serie: operate by steam tension, quick reply and maximum sensitivity, without bulb, control with limits and dial.

FA, L and LR series: operate by liquid expansion, wide ranges, low influence of the box temperature respect the sensor bulb.

PFN serie: cut for low. Mechanic STOP, control with limits and fixation badge in aluminum or plastic. Ideal for bottle holders.

MOD.	COD.	RANGE	DIF.	CAPILLARY	BULB	IP
FA 94	27.017	-35 a +35°C	4° Fix	-	External bulb	IP 55
FR 94	27.050	-15 a +15°C	1 a 4°	-	Inside spiral Opening box	IP 20
FR 97	27.061	-25 a +15°C	1 a 4° Adjustable	1.800 mm	Ø6 x 25 mm nickel-plating copper	*
LR 98	27.059	+4 a +40°C	1 a 4° Adjustable	1.500 mm	Ø6,5 x 150 mm stainless steel	*
L 98	27.070	0 a +40°C	2° FIX	2.000 mm	Ø6 x 195 mm stainless steel	*
LR 101	27.054	-35 a +35°C	1 a 5° Adjustable	1.500 mm	Ø6,5 x 111 mm stainless steel	*
L 101	2.130	-35 a +35°C	3° Fix	1.500 mm Coated with plastic PVC	Ø6 x 111 mm stainless steel	*
FR 95	27.062	-25 a +15°C	1 a 4° Adjustable	1.800 mm	Ø6 x 25 mm nickel-plating copper	IP 20
LR 96	27.060	+4 a +40°C	1 a 4° Adjustable	1.500 mm	Ø6,5 x 150 mm stainless steel	IP 20
L 96	27.068	0 a +40°C	2° Fix	2.000 mm	Ø6 x 195 mm stainless steel	IP 20
LR 102	27.055	-35 a +35°C	1 a 5° Adjustable	1.500 mm	Ø6,5 x 111 mm stainless steel	IP 20
L 102	27.031	-35 a +35°C	3° Fix	1.500 mm Coated with plastic PVC	Ø6x 111 mm stainless steel	IP 20
FR 202	27.051	-15 a +15°C. Fixing point: Between axis 28mm	1 a 4° Adjustable	1.200 mm. Filled of gas	-	*
FR 204	27.053	-15 a +15°C. Fixing point: Between axis 28mm	1 a 4° Adjustable	1.200 mm. Filled of gas	-	*
PFN 111A	27.063	-15 a -1°C	~9° Fix	1.200 mm. Filled of gas	-	*
PFN 111E	27.064	-25 a -15°C	~9° Fix	1.200 mm. Filled of gas	-	*
PFN 111F	27.065	+1,5 a +9,5°C	~9° Fix	1.200 mm. Filled of gas	-	*

\* NOTE: In the ITEMS without box the metallic parts must be isolated according to norm.

## ELECTRIC DRAWINGS

POSITION OF DISCONNECTED

